

ISNVD




ISNVD
International Society for
Neurovascular Disease

INTERNATIONAL SOCIETY OF NEUROVASCULAR DISEASE

9th annual meeting

May 30-31, 2019, University of Ferrara - Italy

AULA MAGNA - S. ANNA UNIVERSITY-HOSPITAL, CONA VIA ALDO MORO 8



Carlo Salomoni

program

Meeting President

Prof. Paolo Zamboni, University of Ferrara

ISNVD

9th annual meeting

Ferrara, May 30-31, 2019, Italy



Dear Friends,
The International Society of Neurovascular Disease (ISNVD) is a scientific organization characterized by three big "I":

- Internationality
- Interdisciplinarity
- Innovation

Our effort was to respect the "I" missions of the Society, reflected in a scientific program aimed to open the rigid watertight compartments which normally mark the congresses of a single discipline.

A further protagonist of these days will be also the city of Ferrara, a town built between the Middle Age and the Renaissance, with a 600 year-old University; an academic center, however, used to innovation because in it the Copernican revolution was born.

To enjoy the monumental and historical pearls of Ferrara, the congress works will end in the afternoon, to take advantages of the offered guided tours.

It is with great pleasure that I welcome you, wishing to enjoy both the scientific and the social program.

Prof. Paolo Zamboni
President of the Meeting

A handwritten signature in black ink, which appears to read "Paolo Zamboni". The signature is written in a cursive, flowing style.

ISNVD

9th annual meeting

Ferrara, May 30-31, 2019, Italy



Cari Amici,
la Società Internazionale per le Malattie Neurovascolari si contraddistingue per tre grandi "I":

- Internazionalità
- Interdisciplinarietà
- Innovazione

Lo sforzo è stato quello di rispettare queste tre principali missioni che si rispecchiano in un programma scientifico sicuramente stimolante, e che permette di aprire i rigidi compartimenti stagni che normalmente caratterizzano i congressi di una sola disciplina.

Parte integrante di queste giornate che trascorreremo insieme e grande protagonista del congresso sarà anche la città di Ferrara, sviluppata fra il Medioevo ed il Rinascimento, con una Università antica di 600 anni.

Un Ateneo però abituato all'innovazione poiché in esso è nata la rivoluzione copernicana. Per permettere di immergervi fra le perle monumentali e storiche di Ferrara, il format del convegno prevede che lavori i congressuali siano molto intensi ma si concludano nella metà del pomeriggio.

Questo vi consentirà di usufruire dei tour guidati che abbiamo predisposto.

È con grande piacere quindi che vi do il benvenuto, con l'augurio di godere sia il programma scientifico che quello sociale.

Prof. Paolo Zamboni
Presidente del Congresso

A handwritten signature in black ink, appearing to read 'Paolo Zamboni'.

ISNVD BOARD

PRESIDENT

Pierfrancesco Veroux

PRESIDENT ELECT

Yulin Ge

VICE PRESIDENT

Meiyun Wang

PAST PRESIDENT

Mark E. Haacke

TREASURER

Hector Ferral

ADMINISTRATOR

Rana El Hachem

CHAIRPERSON

Steven J. Alexander

Aldo Bruno

Michael D. Dake

Marcella Lagana

Alireza Minagar

Carol Schumacher

Salvatore Sclafani

Eleuterio Toro

Paolo Zamboni

Robert Zivadinov



ANNUAL MEETING PROGRAM COMMITTEES

MEETING PRESIDENT

Paolo Zamboni

WORKSHOP COMMITTEE

**Mark Haacke
Mirko Tessari**

PROGRAM CHAIRS

**Erica Menegatti
Neils Bergsland**

PUBLIC RELATIONS COMMITTEE

**Alessia Giaquinta
Clive Beggs**

AWARDS COMMITTEE

**Yulin Ge
Carol Shumacher**

PUBLICATION COMMITTEE

**Marcella Laganà
Paolo Zamboni**

ABSTRACT SELECTION COMMITTEE

**Robert Zivadinov
Anna Maria Malagoni
Hector Ferral
Sean Sethi**

RESIDENT & PHD COMMITTEE

**Aldo Carnevale
Marianna Mucignat
Alice Camagni
Alba Scerrati**

TABLE OF CONTENTS

- 7** FACULTY AND LOCAL SCIENTIFIC COMMITTEE
- 12** PROGRAMME AT A GLANCE
- 15** SCIENTIFIC PROGRAMME
- 35** ACKNOWLEDGEMENTS
- 36** LIST OF CONGRESS HALLS
- 37** CONGRESS GENERAL INFORMATION

FACULTY

Nivedita Agarwal, *Salt Lake City*

Noam Alperin, *Miami*

Carmelo Anile, *Rome*

Pietro Maria Bavera, *Milan*

Domenico Baccellieri, *Milan*

Neils Bergsland, *Buffalo*

Clive B Beggs, *Leeds*

Aldo Bruno, *Benevento*

Luigi Califano, *Benevento*

Piergiorgio Cao, *Roma*

Patrizio Castelli, *Varese*

Roberto Chiesa, *Milan*

Scott Chiesa, *London*

Raymond V. Damadian, *New York*

Massimo Danese, *Rome*

Gian Marco De Donato, *Siena*

Gianluca Faggioli, *Bologna*

Aaron Thomas Fargion, *Florence*

Antonio Freyrie, *Parma*

Paolo Frigatti, *Udine*

Reza Ghadirpour, *Reggio Emilia*

Yulin Ge, *New York*

Alessia Giaquinta, *Catania*

Vincenzo Giugliano, *Benevento*

Bruno Gossetti, *Rome*

Franco Grego, *Padua*

FACULTY

Robert Guerkov, *Munich*

Mark Haacke, *Detroit*

Jiani Hu, *Detroit*

Arnaldo Ippoliti, *Rome*

Bernahrd Juurlink, *Mill Bay*

Dejjan Jakimovski, *Buffalo*

Marijan Klarica, *Zagreb*

Marcella Laganà, *Milan*

Pasquale Longobardi, *Ravenna*

Jose A Lopez Escamez, *Granada*

Oscar Maleti, *Modena*

Marcello Mancini, *Naples*

Nicola Mangialardi, *Rome*

Paolo Onorati, *Rome*

Ivo Petrov, *Sofia*

Maria Grazia Piscaglia, *Ravenna*

LE Thanh Phong, *Hochiminh city*

Carlo Pratesi, *Firenze*

Raffaele Pulli, *Bari*

Yang Qi, *Beijing*

Claudio Rapezzi, *Bologna*

Donald B. Reid, *Edinburgh*

Sonia Ronchey, *Rome*

Fabrizio Salvi, *Bologna*

FACULTY

Franz Schelling, *Feldkirch*

Maurizio Taurino, *Rome*

Salvatore Sclafani, *New York*

Lorenzo Tessari, *Verona*

Vincenzo Scuderi, *Catania*

Eleuterio Toro, *Trento*

Carlo Setacci, *Siena*

Pierfrancesco Veroux, *Catania*

Sean Sethi, *Detroit*

Carla Virgilio, *Catania*

Adnan Siddiqui, *Buffalo*

Meiyun Wang, *Zheng-Zhou*

Francesco Speziale, *Rome*

Robert Zivadinov, *Buffalo*

Francesco Spinelli, *Rome*

LOCAL SCIENTIFIC COMMITTEE

Pierfilippo Acciari

Nino Basaglia

Francesco Bernardi

Ilaria Casetta

Andrea Ciorba

Corrado Cittanti

Pasquale De Bonis

Roberto Ferrari

Giacomo Gadda

Mauro Gambaccini

Vincenzo Gasbarro

Melchiorre Giganti

Enrico Granieri

Anna Maria Malagoni

Fabio Manfredini

Roberto Manfredini

Giovanna Marchetti

Francesco Mascoli

Erica Menegatti

Luca Menozzi

Stefano Pelucchi

Maura Pugliatti

Tiberio Rocca

Andrea Saletti

Francesco Sisini

Angelo Taibi

Mirko Tessari

Luca Traina

Stefano Volpato

Paolo Zamboni



Carlo Salomoni is an Italian artist born December 2 1956 in Ferrara, Italy. He is a graduate from the medical faculty with a degree in general surgery, but in 1992 decides to leave the medical activity and becomes a professional artist. His paintings are mentioned in art catalogues and auctions, in national events in Italy and are selected for illustrations in international medicine and surgery conventions, medical and scientific publications, literary text reproductions, poetry, tales and fables.
www.carlosalomoni.com

PROGRAM AT A GLANCE

May 29

May 30

**SALONE D'ONORE
PALAZZO ROVERELLA**

**AULA MAGNA
S. ANNA UNIVERSITY HOSPITAL**

16.30 - 18.30

Good Morning Coffee 7.45

Session 1: 7.58- 9.15

Debates in Carotid Surgery

**ISNVD EXECUTIVE
BOARD MEETING
private session**

Session 2: 9.15- 10.35

*Cerebral protection and perfusion
monitoring in vascular and
endovascular surgery*

19.00 - 22.30

10.37- 10.54 Keynote Lecture

Session 3: 11.00-12.15

New challenges in stroke

**FACULTY WELCOME
RECEPTION
private session**

Session 4: 12.25- 13.37

Lunch Session

Indication for CCSVI treatment

Session 5: 13.39-14.40

*Headache and the cerebral
venous system*

PROGRAM AT A GLANCE

May 30

SALA ESTENSE

18.00 - 19.00

**OPENING
CEREMONY**

PALAZZO PENDAGLIA

20.00 - 22.30

**ISNVD
SOCIAL DINNER**

May 31

**AULA MAGNA
S. ANNA UNIVERSITY HOSPITAL**

Session 1: 8.00- 9.24

Vascular Risk Factors in Neuroinflammation-Neurodegeneration

9.26-9.43 Keynote Lecture

Session 2: 9.45-11.09

Age Related Vascular Changes

Session 3: 11.11 -12.11

The Jugular Venous Pulse: the key to assess the heart-brain axis?

Session 4: 12.20-13.25

Best Abstracts Presentation

13.02 -13.19 Keynote Lecture

Session 5: 13.28-14.24

Lunch Session: Cerebral fluids, blood, and barriers: are the extracranial veins an overlooked actor?

Session 6: 14.26-16.14

Inner Ear Diseases and Brain Circulation

16.20 ISNVD AWARD - Passage of the Gavel and Meeting Conclusion

PROGRAM AT A GLANCE

SATELLITE COURSES, LECTURES, WORKSHOPS

May 30

**TORQUATO TASSO ROOM
S. ANNA UNIVERSITY HOSPITAL**

9.00-12.30

*Strategically Acquired Gradient Echo
(STAGE) imaging for brain tissue
quantitative mapping
and vessel enhancement*

12.30-13.30

The Story of MRI

May 31

**TORQUATO TASSO ROOM
S. ANNA UNIVERSITY HOSPITAL**

9.00-9.30

*Technology and Indication
of Supera Stent*

9.45-11.00

*How to better stent
the large veins*

14.00-15.15

*Echo Guided FOAM injection
course according to
Tessari method*

**Cerebral fluid dynamics lab.
Fluid Lab Competition WINNER**

Any time of the Meeting.
Exhibition Area

7.45 **Good Morning Coffee**

7.58- 9.15 **SESSION 1: Debates in Carotid Surgery**

Moderators: P. Veroux, Catania, D. Reid, Edinburg,
P. Zamboni, Ferrara



8.00-8.10 **Asymptomatic patients: surgery, antiplatelets,
or angioplasty and stenting?**

F. Grego, Padua – D. Reid, Edinburg

8.12-8.22 **Are vulnerable plaques age-related?**

A. Ippoliti, Rome – GL. Faggioli, Bologna

8.24-8.34 **Carotid endarterectomy versus carotid stenting-a
never-ending story**

R. Chiesa, Milan – I. Petrov, Sofia

8.36-8.46 **CAS can be performed soon after neurologic symptoms?**

F. Speziale, Rome – A. Siddiqui, Buffalo

8.48-8.58 **Carotid stenosis treatment: variations in institutional
and international practice**

B. Gossetti, Rome – P. Castelli, Varese

9.00-9.13 **Discussion starters:** GM. De Donato, Siena –

L. Traina, Ferrara

9.15- 10.35 SESSION 2: Cerebral protection and monitoring in vascular and endovascular surgery

Moderators: A. Siddiqui, Buffalo; R. Chiesa, Milano;
S. Ronchey, Rome



9.17-9.27 Monitoring the intracerebral flow during CEA under general anesthesia

E. Scuderi, Catania – F. Manfredini, Ferrara

9.29-9.39 Cerebral protection during carotid procedures

A.T. Fargion, Florence – N. Mangialardi, Rome

9.41-9.51 Better embolic protection may reinvigorate CAS?

C. Setacci, Siena – R. Pulli, Bari

9.53-10.03 Is local anaesthesia the best method to avoid complications during carotid cross clamping?

F. Mascoli, Ferrara – F. Spinelli, Rome

**10.05-10.23 The young investigators corner
Cerebral protection in aortic arch surgery**

R. Pini, Bologna

Brain injury following CAS

M. Zamboni, Padua

Access for CAS to reduce cerebral embolization

G. Bernardini, Catania

10.25-10.35 Discussion starters:

E. Martelli, Sassari – C. Virgilio, Catania

10.37- 10.39 Keynote Lecture. Presenter: Y. Ge, New York

10.39- 10.54 Non-contrast Enhanced MRI in Stroke, M. Wang, Zheng-Zhou

11.00-12.15 **SESSION 3: New challenges in stroke**

Moderators: P. Cao, Rome, C. Setacci, Siena;
A. Giaquinta, Catania



11.02-11.12 **Techniques in urgent carotid surgery**

A. Freyrie, Parma – P. Frigatti, Udine

11.14-11.24 **Timing and results of CEA in acute setting**

PF. Acciarri, Ferrara – M. Taurino, Rome

11.26-11.43 **Debate: How late is too late to recanalize carotid and intracranial thrombosis after stroke?**

A. Siddiqui, Buffalo – I. Petrov, Sofia – I. Casetta, Ferrara

11.45-11.55 **Panel of Expert.** Animation P. Cao, Rome

M. Wang, I. Casetta, A. Siddiqui, V. Gasbarro, C. Cittanti,
I. Petrov

12.05-12.15 **Discussion starters:** P. Le Than, Hochimin;

A. Saletti, Ferrara

- 12.25- 13.37 **SESSION 4 Lunch Session: Indication for CCSVI treatment**
Moderators: D. Reid, Edinburg; I. Petrov, Sofia;
F. Salvi, Bologna.
- 12.27-12.37 **Symptoms of patients with jugular venous outflow disturbances**
Q. Yang, Beijing
- 12.39-12.49 **Effects on the MRI biomarker of the draining flow in multiple sclerosis**
P. Zamboni, Ferrara
- 12.51-13.01 **Effects of balloon angioplasty on symptoms in CCSVI-MS patients**
P. Bavera, Milan
- 13.03-13.13 **CCSVI Prevalence and Jugular PTA in Menière's disease**
A. Bruno, Benevento
- 13.15-13.25 **Reasons for and solutions to failures of endovascular treatment of CCSVI**
S. Sclafani, New York
- 13.27-13.37 **Discussion starters:** A. Siddiqui, Buffalo;
MG. Piscaglia, Ravenna

13.39-14.40 **SESSION 5: Headache and the cerebral venous system**
Moderators: PF. Veroux, Catania; C. Pratesi, Florence;
P. De Bonis, Ferrara



13.41-13.51 **The intra and extracranial veins in relationship
with chronic migraine.** P. Onorati, Rome

13.53-14.03 **Headache prevalence in patients with jugular outflow
disturbances.** Q. Yang, Beijing

14.05-14.15 **Headache sustained relief following extracranial venous
angioplasty.** A. Giaquinta, Catania

14.17-14.27 **The Jedi Syndrome** P. De Bonis, Ferrara

14.29-14.39 ***Discussion starters:*** A. Siddiqui, Buffalo; T. Lupattelli, Rome;
I. Bartolomei, Bologna

14.45 Shuttle to the Hotels and Guided Tours.

ISNVD 2019 OPENING CEREMONY 30 MAY


SALA ESTENSE - PIAZZA DEL MUNICIPIO, 2, FERRARA

18.00-19.00

Greetings from the Authorities

Wind of change: a brief history of ISNVD.
Mark Haacke, *Detroit*

Meeting Opening



ISNVD 2019 SOCIAL DINNER 30 MAY

PALAZZO PENDAGLIA - VIA SOGARI 3, FERRARA

20.00

ISNVD SOCIAL DINNER

Orio Vergani – Chef & Hotel Management School

Palazzo Pendaglia, Via Sogari n. 3



7.45 **Good Morning Coffee**

8.00-9.24 **SESSION 1: Vascular Risk Factors
in Neuroinflammation-Neurodegeneration**

Moderators: R. Zivadinov, Buffalo; E. Granieri, Ferrara



8.02-8.12 **Diet, life style, and cerebral inflow effects on
neuroinflammation-neurodegeneration in MS patients.**

D. Jakimovski, Buffalo

8.14-8.24 **An animal model of cerebral venous insufficiency:
implication for neuroinflammation.** M. Mancini, Naples

8.26-8.36 **Perfusion abnormalities and cardiovascular comorbidities
in neurological disorders.** N. Bergsland, Buffalo

8.38-8.48 **Concurrent assessment of perfusion and functional
connectivity in Parkinson's disease.** A. Laganà, Milan

8.50-9.00 **Coagulation circulating proteins in Multiple Sclerosis**
F. Bernardi, Ferrara

9.02-9.12 **QSM/SWI technique to detect microbleedings in
neurodegenerative diseases.** M. Haacke, Detroit

9.14-9.24 **Discussion starters:** G. Marchetti, Ferrara,
P. Longobardi, Ravenna

9.26-9.28 **Keynote Lecture.** Presenter. P. Zamboni, Ferrara

9.28-9.43 Neck vessels pulsatility and dementia. S. Chiesa, London

9.45-11.09 **SESSION 2: Age Related Vascular Changes**
Moderators: Y. Ge, New York; M. Wang, Zheng-zhou

9.47-9.57 **Risk Factors for Alzheimer and Dementia**
S. Volpato, Ferrara

9.59-10.09 **Epidemiology of cardiovascular comorbidities in aging of multiple sclerosis.** R. Zivadinov, Buffalo


10.11-10.21 **Is jugular venous pulse involved in aging?**
E. Menegatti, Ferrara

10.23-10.33 **The effect of sleep quality on a MCI susceptible brain regions in cognitively intact elderly subjects**
N. Alperin, Miami

10.35-10.45 **New perspectives on age-related white matter hyperintensities in VCID research.** Y. Ge, New York

10.47-10.57 **Aging and vascular dementia.** S. Sethi, Detroit

10.59-11.09 **Discussion starters:**
S. Chiesa, London; M. Laganà, Milan

- 11.11 -12.11 **SESSION 3: The Jugular Venous Pulse the key of heart-brain axis?**
Moderators: P. Zamboni, Ferrara; Y. Ge, New York;
R. Ferrari, Ferrara
- 11.13-11.23 **State of the art on Jugular Venous Pulse**
C. Rapezzi, Bologna
- 11.25-11.35 **The Ultrasonographic assessment of the Jugular Venous Pulse.** A.M. Malagoni, Ferrara
- 11.37-11.47 **A model for predicting central venous pressure from changes in IJV cross-sectional area CB.** Beggs, UK
- 11.49-11.59 **Pulse Pressure Waves and the Function of the CNS.**
B. Juurlink, Mill Bay
- 12.01-12.11 ***Discussion starters:*** S. Chiesa, London; E. Toro, Trento;
F. Sisini, Ferrara
- 

12.20-13.25 SESSION 4: Lunch Session “Best Abstracts Award”

Moderators: P. Veroux, Catania; Y. Ge, New York;
P. Zamboni, Ferrara



12.22-12.27 selected presentation 1

Discussant: M. Haacke, Detroit

12.32-12.37 selected presentation 2

Discussant: C.B. Beggs, Leeds

12.42-12.47 selected presentation 3

Discussant: C. Anile, Rome

12.52-12.57 selected presentation 4

Discussant: P. Veroux, Catania

13.02-13.07 selected presentation 5

Discussant: F. Bernardi, Ferrara

13.12-13.17 selected presentation 6

Discussant: R. Zivadinov, Buffalo

- 13.28-14.24 SESSION 5:**
**Cerebral fluids, blood, and barriers:
are the extracranial veins an overlooked actor?**
Moderators: C. Anile, Rome; R.V. Damadian, New York;
M. Klarica, Zagreb.
-
- 13.29-13.39 Does the CSF Circulate?** M. Klarica, Zagreb
- 13.41-13.51 A multiscale model for the simulation of cerebral and extracerebral blood flows and pressures in humans.**
G. Gadda, Ferrara
- 13.53-14.03 Interaction between the CSF and the venous system.**
J. Hu, Detroit
- 14.05-14.15 Investigating the separate effects of venous outflow and breathing on the CSF flow dynamics using two types of phase contrast sequences.** N. Alperin, Miami
- 14.17-14.27 MR imaging of perivascular spaces in veno-obstructive diseases.** N. Agarwal, Utah-Trento
- 14.29-14.39 *Discussion starters:***
M. Gambaccini, Ferrara; Y. Ge, New York; E. Toro, Trento

- 14.41-15.28 **SESSION 6: Inner Ear Diseases and Brain Circulation**
Moderators: S. Pelucchi, Ferrara; R. Albera, Turin
- 14.43-14.53 **Imaging and classification of hydropic ear disease**
R. Guerkov, Munchen
- 14.55-15.05 **Genetic architecture of Menière's disease**
JA. Lopez Escamez, Granada
- 15.07-15.17 **Computational Inner Ear Circulation.** E. Toro, Trento
- 15.19-15.29 **What is Known and what is Unknown in Inner Ear Diseases: the role of neuroinflammation.** AP. Casani, Pisa
- 15.31-15.41 **Cerebral Flow Discrepancies in Sudden Sensorineural Hearing Loss.** A. Ciorba, Ferrara
- 15.43-15.53 **Sigmoid and transverse sinus disorders related to vertigo, dizziness and headache.** G. Neri, Chieti
- 15.55-16.05 **MRI Imaging of Brain and Neck Veins in Patients with Menière Disease and CCSVI.** V. Giugliano, Benevento
- 16.07-16.17 **Results of jugular PTA on symptoms of Menière's Disease with concomitant CCSVI.** L. Califano, Benevento.
- 16.19-16.29 **Discussion starters:** A. Bruno, Benevento, M. Tessari, Ferrara, A. Taibi, Ferrara

ISNVD AWARD & MEETING CONCLUSION 31 MAY

AULA MAGNA, S. ANNA UNIVERSITY HOSPITAL

16.30

FINAL SESSION

P. Zamboni, P.F. Veroux, Y. Ge, C. Schumacher,
M. Gambaccini

ISNVD Young Investigator AWARD

ISNVD Fluid Lab Competition WINNER

Passage of the Gavel and Meeting Conclusion

16.55

CME Questionnaire

17.15

Shuttle to the Hotels and Guided Tours

17.00-18.30 PATIENTS DAY

A dedicated session for patients, where experts summarize the main results of the ISNVD annual meeting, and give the latest update of neurovascular research.

Una sessione dedicata ai pazienti dove un gruppo di esperti riassumeranno i principali risultati del convegno e daranno gli ultimi aggiornamenti della ricerca neurovascolare.

F. Salvi, A. Bruno, P.F. Veroux, R. Zivadinov, M. Haacke, C. Schumacher, P. Zamboni.

30-31 May, 2019 EXHIBITION AREA

Cerebral fluid dynamics lab.

Coordination: M. Gambaccini, Ferrara; A. Taibi, Ferrara

Any time of the Meeting.

DESCRIPTION

A fluid dynamics lab mimicking the cerebral circulation will be showed with researchers available for discussion. It will be also possible to measure cross sectional area and velocity of the flow by the means of Doppler ultrasound. The Doppler sonographer who will best approximate the real fluid dynamic parameters will be awarded at the end of the meeting.

SATELLITE COURSES, LECTURES, WORKSHOPS

S. ANNA UNIVERSITY HOSPITAL

May 30, 2019 ROOM TORQUATO TASSO

Strategically Acquired Gradient Echo (STAGE) imaging for brain tissue quantitative mapping and vessel enhancement

Moderators: M. Laganà and M. Haacke

- 9.00-9.40** **What is quantitative mapping?
Concepts and clinical applications.** Y. Ge, New York
- 9.40-10.30** **A rapid 5 minute STAGE imaging protocol:
Clinical applications from collaborating sites.**
E.M. Haacke, Detroit
- 11.00-11.40** **Quantitative clinical MRI using STAGE at 1.5 T:
Implementation and clinical results.** M. Laganà, Milan
- 11.40-12.30** **Panel discussion: brain longitudinal relaxation time (T1)
mapping using STAGE and other ad-hoc T1 mapping:
examples from the participants.**

DESCRIPTION

The workshop has the aim to discuss quantitative mapping, its possible clinical applications and how to run a practical rapid multi-contrast imaging protocol for obtaining different brain tissue maps. Usually, quantitative maps are obtained with specific sequences, which last about 5-7 minutes each. With the Strategically Acquired Gradient Echo (STAGE) protocol, it is possible to reconstruct proton spin density, T1, R2 and QSM maps, as well as to have T1w, PDw, MRA and SWI images, in about 5 (7) minutes at 3T (1.5T).*

At the challenge, the T1 maps provided by the participating groups using the guidelines and a link provided to participant, will be shown, and the values inside different tissues of interests in healthy subjects will be compared, separately for 1.5T, 3T and 7T MRI scanners.

May 30, 2019 ROOM TORQUATO TASSO

Program Presentation: M. Giganti, Ferrara

12:30 - 13.30 Keynote Lecture R.V. Damadian, New York
The Story of MRI: MRI's Profound Current Prospects of Visualizing and Quantifying Cerebrospinal Fluid (CSF) Flow and the Role of CSF Flow Obstruction in the Genesis of the Symptomatology of Chiari, Syringomyelia and the Neurodegenerative Diseases

Discussion starter: C. Anile, Rome

DESCRIPTION

Dr. Damadian is the pioneer of MR body scan. His lecture is a rare possibility to learn MRI from one of the inventors. The lecture, starting from the MR principles, is focused on the CSF flow MRI quantification. The pathophysiology of cerebral fluids and circulation and the paramount role of CSF dynamics in Chiari, syringomyelia as well as in several neurodegenerative disorders with particular respect to multiple sclerosis will be also presented in detail.

Lunch Boxes will be provided.

May 31, 2019 ROOM TORQUATO TASSO

9.00 **ABBOTT Lecture.** Presentation: GM. De Donato, Siena

9.15-9.30 S. Bonvini, Trento

Technology and indication of Supera stent

Discussion starters: A. Giaquinta, Catania; T. Rocca, Ferrara.

DESCRIPTION

Dr. Bonvini illustrates the technology of Supera stent (Abbott), as well as challenging cases of peripheral vascular lesions successfully treated thanks to the innovative characteristic of the stent.

May 31, 2019 ROOM TORQUATO TASSO

How to better stent the large veins

Program Presentation: O. Maleti, Modena; I. Petrov, Sofia;
A. Siddiqui, Buffalo

9.45-9.55 Available venous stents on the market and their indications. D. Baccellieri, Milan

9.57-10.07 The ideal performance of a venous stent
P. Veroux, Catania

10.09-10.19 Clinical results of Petalo implantation in an animal model
C. Virgilio, Catania

10.21-10.31 Histology and ultrastructure of Petalo implantation
M. Pedriali, Ferrara

10.33-10.43 IVUS and venous stenting. S. Sclafani, New York

10.45-11.00 *Discussion starters:* D. Reid, Edimburg;
T. Lupattelli, Rome; S. Bonvini, Trento

DESCRIPTION

Venous stenting is becoming a popular endovascular procedure. The course describes the indication and the available material on the market. It also shows the role of IVUS for sizing the stent in different clinical situation. Finally, a novel concept of venous scaffold is presented together with the preliminary results of the implantation in a porcine model. Discussion involves international leading experts.

May 31, 2019 ROOM TORQUATO TASSO

Echo Guided FOAM injection course according to Tessari method

Program Presentation: P. Zamboni, Ferrara

14.00-14.20 Preoperative Duplex Mapping. M. Tessari, Ferrara

14.25-15.15 Tessari Method: technique, safety, and application in clinical practice. L. Tessari, Verona

15.15-15.30 *Discussion starters:* M. Danese, Rome;
M. Mucignat, Ferrara

DESCRIPTION

Dr. Tessari developed the foam sclerotherapy at the beginning of the third millennium. Rapidly Tessari method became the wider diffuse method of treatment of varicose veins all over the world. This course represents a unique opportunity to learn the secrets of such therapy by the inventor himself. In the first phase the course clarifies the necessary methodology to assess by ultrasound the patients before treatment as mandatory guide of the treatment itself.

UNDER THE AUSPICE OF



Università
degli Studi
di Ferrara



Società Italiana di Flebologia
Clinica e Sperimentale



ACKNOWLEDGEMENTS



LIST OF CONGRESS HALLS



PALAZZO ROVERELLA, corso della Giovecca 47, on the corner with Via Boldini. The building is attributed to Biagio Rossetti (1508) and built as part of Ercole I.



PALAZZO PENDAGLIA Via Sogari 3; which connects Corso della Giovecca with Via Voltapaletto. It is a building of the XVI century, actually headquarters of “Orio Vergani” School of Hotel Management and Catering.



SALA ESTENSE Piazza del Municipio 2; it was built is by Ercole I d'Este d in 1476 as a court chapel and called Chiesa Nuova. The Sala Estense is a theater (once a cinema) of Ferrara and it is located in the historic city center, just a few steps from the Scalone d'Onore del Municipio.



AULA MAGNA
S. ANNA UNIVERSITY HOSPITAL
Via Aldo Moro, 8 - Cona Ferrara

CONGRESS GENERAL INFORMATIONS

GUIDED TOUR

Guided tours of the medieval and renaissance downtown area of Ferrara will be available for registrants and accompanying person. Each tour lasts about 1 hour, and the meeting point will be communicated at the time of reservation. A guide will drive the groups into the typical street of Ferrara, lingering in the most relevant and historical point of the town. Reservation is required by email at info@mcrferrara.com or directly at the organizing secretary meeting desk.

Schedule:

Thursday May 30 from 16.30 to 17.30

SHUTTLES

A shuttle service between Ferrara downtown and the congress venue will be available for the entire duration of the conference.

The meeting point is Viale Cavour 11, in front of Hotel Touring at 7.15 and 7.45.

Shuttles will collect from 14.45 first day; and from 17.15 second day at the congress venue and will drop off in front of the Hotel Touring.

Journey time is approximately 15 minute.

È previsto un servizio di traduzione simultanea dall'inglese all'italiano per tutta la durata del congresso.

CONGRESS GENERAL INFORMATIONS

Segreteria Organizzativa



Cso Isonzo 53, Ferrara
Tel. 0532.242418
info@mcferrara.org
www.mcferrara.org

in collaborazione con



G.C. Srl
Via della Camilluccia 535
00135 - ROMA
Tel. 06.8530505

LOCAL SUPPORTERS



Torrefazione La Brasiliana produce caffè a Ferrara dal 1948. Centralità del cliente, personalizzazione del servizio e unicità dei prodotti sono tra i punti di forza della proposta La Brasiliana, che oggi serve oltre 600 clienti B2B in Italia e nel mondo.

La famiglia Govoni guida l'azienda da tre generazioni: oggi Gian Carlo e Pierluigi Govoni gestiscono un team di professionisti in grado di affiancare il cliente nella gestione della propria attività commerciale attraverso servizi che vanno dalla fornitura di attrezzature al supporto finanziario per realizzare nuovi progetti imprenditoriali, passando attraverso piani di marketing personalizzati e miscele tailor-made. Il gusto speciale del caffè La Brasiliana è disponibile anche in capsule compatibili, cialde e macinato per moka.

Scopri di più su www.labrasiliana.it



La storia dell'azienda è, per il panorama enologico, assolutamente singolare: la passione per il vino nasce infatti nell'immediato dopoguerra grazie all'opera di Umberto Mattarelli, dalla gestione di un'osteria e dalla rivendita per il consumo familiare.

I consumi aumentano e l'attività si amplia come punto vendita all'ingrosso, anche attraverso l'edificazione di uno stabilimento enologico (1964), e la fondazione dell'attuale azienda.

Negli anni l'azienda si amplia e completa l'integrazione a monte acquisendo la produzione di diverse tenute nella zona Doc Bosco Eliceo, ancor oggi linea di punta nella gamma aziendale. Nel 2012 è entrata in produzione la nuova cantina, vero e proprio gioiello per la modernità dei processi in una cornice di eco sostenibilità, con annessa sala di degustazione. La parte produttiva è ora seguita dal proprietario Umberto Mattarelli (nipote del fondatore), mentre l'area commerciale è curata da Emanuele Mattarelli che rappresenta la 4° generazione nella logica continuazione dell'attività di famiglia. Mattarelli: una tradizione vinicola che si rinnova.

www.mattarelli-vini.it



VIVAI F.LLI ZANZI

La Vivai F.lli Zanzi, fondata nel 1886, è da sempre un'azienda di livello internazionale, votata alla produzione vivaistica di tutte le principali specie frutticole. La sua produzione vanta 4 milioni di piante da frutto e 20 milioni di piante di fragola ogni anno.

La continua innovazione varietale, tramite la propria ricerca e l'ausilio dei migliori costitutori e breeders del mondo, collocano la Vivai F.lli Zanzi tra le società più affidabili ed innovative, per la realizzazione di progetti internazionali, governativi e non, quali: 1.000 HA in Iran, 4.000 HA in Korea del Nord, 8.000 HA in Russia, 1.500 HA in Cina, 1.000 HA in India, solo per citare i più importanti.

Grazie alla continua innovazione ed alla qualità del materiale prodotto la Vivai F.lli Zanzi viene scelta quale partner qualificato al quale affidare i più importanti investimenti frutticoli per lo sviluppo aziendale.

www.vivaizanzi.it

www.isnvdannualmeeting.org